

# CERTIFICATE OF COMPLIANCE

**Certificate Number** 20130606-R14546  
**Report Reference** R14546-20130606  
**Issue Date** 2013-June-06

**Issued to:** RECTORSEAL  
2601 SPENWICK DR  
HOUSTON, TX 77055 USA

**This is to certify that  
representative samples of**


Wall-opening Protective Materials  
Metacaulk Fire Rated Putty Pads, Metacaulk Box Guard  
Inserts and Metacaulk Cover Guard Gaskets. See  
Addendum Page

Have been investigated by UL in accordance with the  
Standard(s) indicated on this Certificate.

**Standard(s) for Safety:** ANSI/UL 263, "Fire Tests of Building Construction and  
Materials."

**Additional Information:** See the UL Online Certifications Directory at  
[www.ul.com/database](http://www.ul.com/database) for additional information

Only those products bearing the UL Classification Mark should be considered as being covered by  
UL's Classification and Follow-Up Service.

The UL Classification Mark includes: UL in a circle: with the word "CLASSIFIED"  (as shown); a control  
number (may be alphanumeric) assigned by UL; a statement to indicate the extent of UL's evaluation of  
the product; and the product category name (product identity) as indicated in the appropriate UL Directory.

Look for the UL Classification Mark on the product.



William R. Carney, Director, North American Certification Programs  
UL LLC

Any information and documentation involving UL Mark services are provided on behalf of UL LLC (UL) or any authorized licensee of UL. For questions, please  
contact a local UL Customer Service Representative at [www.ul.com/contactus](http://www.ul.com/contactus)



# CERTIFICATE OF COMPLIANCE

**Certificate Number** 20130606-R14546  
**Report Reference** R14546-20130606  
**Issue Date** 2013-June-06

This is to certify that representative samples of the product as specified on this certificate were tested according to the current UL requirements.

**Metacaulk Fire Rated Putty Pads** for use with max 4 by 4 in. flush device UL Listed Metallic Outlet Boxes installed with steel cover plates in 1 and 2 h fire rated gypsum board wall assemblies framed with min 3-1/2 in. deep wood or steel studs and constructed of the materials and in the manner specified in the individual U300 or U400 Series Wall and Partition Designs in the Fire Resistance Directory. Min 1/8 in. thick moldable putty pads are to be installed to completely cover the exterior surfaces of the outlet box (except for the side of the outlet box against the stud) and completely seal against the stud within the stud cavity. When moldable putty pad outlet box protective material is used on boxes on both sides of wall as directed, the horizontal separation between outlet boxes on opposite sides of the wall may be less than 24 in. provided that the boxes are not installed back-to-back.

**Metacaulk Fire Rated Putty Pads** for use with max 2-3/16 by 3-3/4 by 2-11/32 in. deep UL Listed Nonmetallic Outlet Boxes manufactured by Pass & Seymour Inc. under the tradename Slater, made from polyvinyl chloride and bearing a 2 h rating under the "Outlet Boxes and Fittings Classified for Fire Resistance" category in the Fire Resistance Directory. Putty pads and boxes for use in 2 h fire rated gypsum board wall assemblies framed with min 3-1/2 in. deep wood or steel studs and constructed of the materials and in the manner specified in the individual U300 or U400 Series Wall and Partition Designs in the Fire Resistance Directory. Outlet box secured to studs by means of mounting tab supplied with the outlet box. Min 1/8 in. thick moldable putty pads are to be installed to completely cover the exterior surfaces of the outlet box including the side of the outlet box against the stud. Outlet boxes installed with steel or plastic cover plates. When moldable putty pad outlet box protective material is used on boxes on both sides of wall as directed, the horizontal separation between outlet boxes on opposite sides of the wall may be less than 24 in. provided that the boxes are not installed back-to-back.

**Metacaulk fire Rated Putty Pads** for use with max 4 by 4 in. flush device UL Listed Metallic Outlet Boxes Installed with steel or plastic cover plates in 1 h fire rated gypsum board wall assemblies framed with min 3-1/2 in. deep steel studs and constructed of the materials and in the manner specified in the individual U400 Series Wall and Partition Designs in the Fire Resistance Directory. Two layers of min 1/8 in. thick moldable putty pads are to be installed to completely cover the exterior surfaces of the outlet box including the side of the outlet box against the stud. Nom 1/2 in. plaster rings installed over outlet boxes. After installation of gypsum board, nom 1/4 in. thickness of RectorSeal Metacaulk 1000 or Biostop 500+ Sealant, bearing the UL Classification Marking for Fill, Void or Cavity Materials, applied between gypsum board and the plaster ring. When moldable putty pad outlet box protective material and fill material are used on boxes on both sides of wall as directed, the horizontal separation between outlet boxes on opposite sides of the wall may be less than 24 in. provided that the boxes are not installed back-to-back.



William R. Carney, Director, North American Certification Programs  
UL LLC

Any information and documentation involving UL Mark services are provided on behalf of UL LLC (UL) or any authorized licensee of UL. For questions, please contact a local UL Customer Service Representative at [www.ul.com/contactus](http://www.ul.com/contactus)



# CERTIFICATE OF COMPLIANCE

Certificate Number 20130606-R14546  
Report Reference R14546-20130606  
Issue Date 2013-June-06

**Metacaulk Box Guard Inserts** for use with max 2-1/8 by 4 by 2-1/8 in deep, flush device UL Listed Metallic Outlet Boxes without internal clamps in 2 h fire rated gypsum board wall assemblies framed with min 3-1/2 in. deep steel studs and constructed of the materials and in the manner specified in the individual U400 Series Wall and Partition Designs in the Fire Resistance Directory. One 47 mm wide by 71 mm high insert adhered to the interior back wall of the outlet box in accordance with the installation instructions supplied with the product. Installation to comply with the National Electrical code, (NFPA 70). Outlet boxes installed with steel cover plates. A max 3/8 in. diam opening at one edge may be provided to permit access to the electrical box ground screw. When protective material is used within outlet boxes on both sides of wall as directed, the horizontal separation between outlet boxes on opposite sides of the wall may be less than 24 in. provided that the boxes are not installed back-to-back.

**Metacaulk Box Guard Inserts** for use with max 4 by 4 by 2-1/8 in deep flush device UL Listed Metallic Outlet Boxes without internal clamps in 2 hr fire rated gypsum board wall assemblies framed with min 3-1/2 in. deep steel studs and constructed of the materials and in the manner specified in the individual U400 Series Wall and Partition Designs in the Fire Resistance Directory. One 94 mm wide by 95 mm high insert adhered to the interior back wall of the outlet box in accordance with the installation instructions supplied with the product. Installation to comply with the National Electrical Code, (NFPA 70). Outlet boxes installed with steel cover plates. A max 3/8 in. diam opening at one edge may be provided to permit access to the electrical box ground screw. When protective material is used within outlet boxes on both sides of wall as directed, the horizontal separation between outlet boxes on opposite sides of the wall may be less than 24 in. provided that the boxes are not installed back-to-back.

**Metacaulk Fire Rated Putty Pads** for use with max 4 by 3-3/4 by 3 in. deep UL Listed Nonmetallic Outlet Boxes manufactured by Carlon Electrical Products, made from polyvinyl chloride, and bearing a 2 hr rating under the "Outlet Boxes and Fittings Classified for Fire Resistance" category in the Fire Resistance Directory. Putty pads and boxes for use in 1 and 2 hr fire rated gypsum board wall assemblies framed with min 3-1/2 in. deep wood studs and constructed of the materials and in the manner specified in the individual U300 Series Wall and Partition Designs in the Fire Resistance Directory. Outlet box secured to wood stud by means of two nailing tabs in conjunction with nails supplied with the outlet box. Min 1/8 in. thick moldable putty pads are to be installed to completely cover the exterior surfaces of the outlet box (except for the side of the outlet box against the stud) including the nailing tab and completely seal against the stud within the stud cavity. Outlet boxes installed with steel or plastic cover plates. When moldable putty pad outlet box protective material is used on boxes on both sides of wall as directed, the horizontal separation between outlet boxes on opposite sides of the wall may be less than 24 in. provided that the boxes are not installed back-to-back.



William R. Carney, Director, North American Certification Programs  
UL LLC

Any information and documentation involving UL Mark services are provided on behalf of UL LLC (UL) or any authorized licensee of UL. For questions, please contact a local UL Customer Service Representative at [www.ul.com/contactus](http://www.ul.com/contactus)



# CERTIFICATE OF COMPLIANCE

Certificate Number 20130606-R14546  
Report Reference R14546-20130606  
Issue Date 2013-June-06

**Metacaulk Box Guard Inserts** for use with max 4-1/2 by 8-1/2 by 1-5/8 in deep flush device UL Listed Metallic Outlet Boxes without internal clamps in 2 hr fire rated gypsum board wall assemblies framed with min 3-1/2 in. deep steel studs and constructed of the materials and in the manner specified in the individual U400 Series Wall and Partition Designs in the Fire Resistance Directory. Two 94 mm wide by 95 mm high inserts are evenly spaced and adhered to the interior back wall of the outlet box in accordance with the installation instructions supplied with the product. Installation to comply with the National Electrical Code, (NFPA 70). Min 3/4 in. deep plaster rings installed over outlet box. After installation of gypsum board, nom 1/4 in. thickness of RectorSeal Metacaulk 1000 or Biostop 500+ Sealant, bearing the UL Classification Marking for Fill, Void or Cavity Materials, applied between the base layer of wallboard and the plaster ring. Outlet boxes installed with steel cover plates. A max 3/8 in. diam opening at one edge may be provided to permit access to the electrical box ground screw. When protective material is used within and around outlet boxes on both sides of wall as directed, the horizontal separation between outlet boxes on opposite sides of the wall may be less than 24 in. provided that the boxes are not installed back-to-back.

**Metacaulk Box Guard Inserts** for use with max 4 by 4 by 1-1/2 in. deep flush device UL Listed Metallic Outlet Boxes without internal clamps in 1 hr fire rated gypsum board wall assemblies framed with min 3-1/2 in. deep wood studs and with max 4 by 4 by 2-1/8 in. deep flush device UL Listed Metallic Outlet Boxes without internal clamps in 1 hr fire rated gypsum board wall assemblies framed with min 3-1/2 in. deep steel studs and constructed of the materials and in the manner specified in the individual U300 or U400 Series Wall and Partition Designs in the Fire Resistance Directory. One 94 mm wide by 95 mm high insert adhered to the interior back wall of the outlet box in accordance with the installation instructions supplied with the product. Installation to comply with the National Electrical Code, (NFPA 70). Outlet boxes installed with plastic cover plates. A max 3/8 in. diam opening at one edge may be provided to permit access to the electrical box ground screw. When protective material is used within outlet boxes on both sides of wall as directed, the horizontal separation between outlet boxes on opposite sides of the wall may be less than 24 in. provided that the boxes are not installed back-to-back.

**Metacaulk Cover Guard Gaskets** for use with max 4-11/16 by 4-11/16 in. flush device UL Listed Metallic Outlet Boxes installed with steel or plastic cover plates in 2 h fire rated gypsum board wall assemblies framed with min 3-1/2 in. deep steel studs and constructed of the materials and in the manner specified in the individual U400 Series Wall and Partition Designs in the Fire Resistance Directory. Nom 2 by 4 in. or 4 by 4 in. gaskets to be installed on the inside of single gang or double gang cover plates, respectively, prior to attachment to device. Installation to comply with the National Electrical Code, (NFPA 70). When protective material is used within cover plates on outlet boxes on each sides of wall as directed, the horizontal separation between outlet boxes on opposite sides of the wall may be less than 24 in. provided the boxes are not installed back-to-back.



William R. Carney, Director, North American Certification Programs  
UL LLC

Any information and documentation involving UL Mark services are provided on behalf of UL LLC (UL) or any authorized licensee of UL. For questions, please contact a local UL Customer Service Representative at [www.ul.com/contactus](http://www.ul.com/contactus)




# CERTIFICATE OF COMPLIANCE

Certificate Number 20130606-R14546  
Report Reference R14546-20130606  
Issue Date 2013-June-06

**Metacaulk Cover Guard Gaskets** for use with max 4-11/16 by 4-11/16 in. flush device UL Listed Metallic Outlet Boxes installed with steel or plastic cover plates in 1 h fire rated gypsum board wall assemblies framed with min 3-1/2 in. deep wood or steel studs and constructed of the materials and in the manner specified in the individual U300, U400 or V400 Series Wall and Partition Designs in the Fire Resistance Directory. Min 4 in. thick fiberglass (min 0.5 pcf) or mineral wool (min 4.0 pcf) batt insulation is to be installed within the wall cavity. Nom 2 by 4 in. or 4 by 4 in. gaskets to be installed on the inside of single gang or double gang cover plates, respectively, prior to attachment to device. Installation to comply with the National Electrical Code, (NFPA 70). When protective material is used within cover plates on outlet boxes on each sides of wall as directed, the horizontal separation between outlet boxes on opposite sides of the wall may be less than 24 in. provided the boxes are not installed back-to-back.

**Metacaulk Cover Guard Gaskets** for use with max 4-11/16 by 4-11/16 in. flush device UL Listed Metallic Outlet Boxes installed with Decora style steel or plastic cover plates in 1 h fire rated gypsum board wall assemblies framed with min 3-1/2 in. deep wood or steel studs and constructed of the materials and in the manner specified in the individual U300, U400 or V400 Series Wall and Partition Designs in the Fire Resistance Directory. Min 4 in. thick fiberglass (min 0.5 pcf) or mineral wool (min 4.0 pcf) batt insulation is to be installed within the wall cavity. Nom 4 by 4 in. gaskets to be installed on the inside of double gang cover plates prior to attachment to device. Installation to comply with the National Electrical Code, (NFPA 70). When protective material is used within cover plates on outlet boxes on each sides of wall as directed, the horizontal separation between outlet boxes on opposite sides of the wall may be less than 24 in. provided the boxes are not installed back-to-back.

**Metacaulk Box Guard Inserts** for use with 4-11/16 by 4-11/16 by 2-1/8 in. deep flush device UL Listed Metallic Outlet Boxes without internal clamps in 1 hr fire rated gypsum board wall assemblies framed with min 3-1/2 in. deep steel studs and constructed of the materials and in the manner specified in the individual U400 Series Wall and Partition Designs in the Fire Resistance Directory. One 111 mm wide by 111 mm high insert adhered to the interior back wall of the outlet box in accordance with the installation instructions supplied with the product. Smaller sized inserts may be cut and combined to achieve the 111 mm by 111 mm coverage and adhered to the interior back wall of the outlet box. Installation to comply with the National Electrical Code, (NFPA 70). Outlet boxes installed with plastic or steel cover plates. A max 3/8 in. diam opening at one edge may be provided to permit access to the electrical box ground screw. When protective material is used within outlet boxes on both sides of wall as directed, the horizontal separation between outlet boxes on opposite sides of the wall may be less than 24 in. provided that the boxes are not installed back-to-back.



William R. Carney, Director, North American Certification Programs  
UL LLC

Any information and documentation involving UL Mark services are provided on behalf of UL LLC (UL) or any authorized licensee of UL. For questions, please contact a local UL Customer Service Representative at [www.ul.com/contactus](http://www.ul.com/contactus)




# CERTIFICATE OF COMPLIANCE

**Certificate Number** 20130606-R14546  
**Report Reference** R14546-20130606  
**Issue Date** 2013-June-06

**Metacaulk Box Guard Inserts** for use with 4-11/16 by 4-11/16 by 2-1/8 in. deep flush device UL Listed Metallic Outlet Boxes without internal clamps in 2 hr fire rated gypsum board wall assemblies framed with min 3-1/2 in. deep steel studs and constructed of the materials and in the manner specified in the individual U400 Series Wall and Partition Designs in the Fire Resistance Directory. One 111 mm wide by 111 mm high insert adhered to the interior back wall of the outlet box in accordance with the installation instructions supplied with the product. Smaller sized inserts may be cut and combined to achieve the 111 mm by 111 mm coverage and adhered to the interior back wall of the outlet box. A max 3/8 in. diam opening at one edge may be provided to permit access to the electrical box ground screw. Installation to comply with the National Electrical Code, (NFPA 70). Outlet boxes installed with steel cover plates. When protective material is used within outlet boxes on both sides of wall as directed, the horizontal separation between outlet boxes on opposite sides of the wall may be less than 24 in. provided that the boxes are not installed back-to-back.

**Metacaulk Box Guard Inserts** for use with max 3-3/4 by 5-1/2 by 2-1/2 in deep flush device UL Listed Metallic Outlet Boxes without internal clamps in 1 hr fire rated gypsum board wall assemblies framed with min 3-1/2 in. deep steel or wood studs and constructed of the materials and in the manner specified in the individual U300 or U400 Series Wall and Partition Designs in the Fire Resistance Directory. One 94 mm wide by 95 mm high and one 47 mm wide by 71 mm high inserts adhered to the interior back wall of the outlet box in accordance with the installation instructions supplied with the product. Installation to comply with the National Electrical Code, (NFPA 70). Outlet boxes installed with steel cover plates. A max 3/8 in. diam opening at one edge may be provided to permit access to the electrical box ground screw. When protective material is used within outlet boxes on both sides of wall as directed, the horizontal separation between outlet boxes on opposite sides of the wall may be less than 24 in. provided that the boxes are not installed back-to-back.

**Metacaulk Box Guard Inserts** for use with 4-3/8 by 4-7/8 by 2-1/4 in. deep flush device UL Listed Metallic Outlet Boxes without internal clamps in 1 hr fire rated gypsum board wall assemblies framed with min 3-1/2 in. deep steel studs and constructed of the materials and in the manner specified in the individual U400 Series Wall and Partition Designs in the Fire Resistance Directory. One 111 mm wide by 111 mm high insert adhered to the interior back wall of the outlet box in accordance with the installation instructions supplied with the product. Smaller sized inserts may be cut and combined to achieve the 111 mm by 111 mm coverage and adhered to the interior back wall of the outlet box. Installation to comply with the National Electrical Code, (NFPA 70). Outlet boxes installed with plastic or steel cover plates. A max 3/8 in. diam opening at one edge may be provided to permit access to the electrical box ground screw. When protective material is used within outlet boxes on both sides of wall as directed, the horizontal separation between outlet boxes on opposite sides of the wall may be less than 24 in. provided that the boxes are not installed back-to-back.



William R. Carney, Director, North American Certification Programs  
UL LLC

Any information and documentation involving UL Mark services are provided on behalf of UL LLC (UL) or any authorized licensee of UL. For questions, please contact a local UL Customer Service Representative at [www.ul.com/contactus](http://www.ul.com/contactus)



# CERTIFICATE OF COMPLIANCE

**Certificate Number** 20130606-R14546  
**Report Reference** R14546-20130606  
**Issue Date** 2013-June-06

**Metacaulk Box Guard Inserts** for use with 4-3/8 by 4-7/8 by 2-1/4 in. deep flush device UL Listed Metallic Outlet Boxes without internal clamps in 2 hr fire rated gypsum board wall assemblies framed with min 3-1/2 in. deep steel studs and constructed of the materials and in the manner specified in the individual U400 Series Wall and Partition Designs in the Fire Resistance Directory. One 111 mm wide by 111 mm high insert adhered to the interior back wall of the outlet box in accordance with the installation instructions supplied with the product. Smaller sized inserts may be cut and combined to achieve the 111 mm by 111 mm coverage and adhered to the interior back wall of the outlet box. Installation to comply with the National Electrical Code, (NFPA 70). Outlet boxes installed with steel cover plates. A max 3/8 in. diam opening at one edge may be provided to permit access to the electrical box ground screw. When protective material is used within outlet boxes on both sides of wall as directed, the horizontal separation between outlet boxes on opposite sides of the wall may be less than 24 in. provided that the boxes are not installed back-to-back.

**Metacaulk Box Guard Inserts** for use with max 4-11/16 by 4-11/16 by 2-1/8 in. flush device UL Listed Metallic Outlet Boxes installed with steel mud rings and plastic or steel cover plates in 1 h or 2 h fire rated gypsum board wall assemblies framed with min 3-1/2 in. deep wood or steel studs and constructed of the materials and in the manner specified in the individual U300, U400 or V400 Series Wall and Partition Designs in the Fire Resistance Directory. Min 3-1/2 in. thick fiberglass (min 0.5 pcf) or mineral wool (min 4.0 pcf) batt insulation is to be installed within the wall cavity. One 4-3/8 by 4-3/8 in. insert adhered to the interior back wall of the outlet box in accordance with the instructions supplied with the product. Installation to comply with the National Electrical Code (NFPA 70). A max 3/8 in. diam opening at one edge may be provided to permit access to the electrical box ground screw. When protective material is used within outlet boxes on both sides of the wall as directed, the horizontal separation between outlet boxes on opposite sides of the wall may be less than 24 in. provided that the boxes are not installed back-to-back.

**Metacaulk Box Guard Inserts** for use with max 4-11/16 by 4-11/16 by 2-1/8 in. flush device UL Listed Metallic Outlet Boxes installed with steel mud rings and plastic or steel cover plates in 1 h fire rated gypsum board wall assemblies framed with min 6 in. deep wood or steel studs and constructed of the materials and in the manner specified in the individual U300, U400 or V400 Series Wall and Partition Designs in the Fire Resistance Directory. Nom 6-1/2 in. thick fiberglass insulation (min 0.5 pcf) is to be installed within the wall cavity. One 4-3/8 by 4-3/8 in. insert adhered to the interior back wall of the outlet box in accordance with the instructions supplied with the product. Installation to comply with the National Electrical Code (NFPA 70). A max 3/8 in. diam opening at one edge may be provided to permit access to the electrical box ground screw. When back to back boxes are inter connected a 1/4 in. depth of Metacaulk 1000 in the open end of each conduit of the box.



William R. Carney, Director, North American Certification Programs  
UL LLC

Any information and documentation involving UL Mark services are provided on behalf of UL LLC (UL) or any authorized licensee of UL. For questions, please contact a local UL Customer Service Representative at [www.ul.com/contactus](http://www.ul.com/contactus)



# CERTIFICATE OF COMPLIANCE

Certificate Number 20130606-R14546  
Report Reference R14546-20130606  
Issue Date 2013-June-06

**Metacaulk Box Guard Inserts** for use with max 4-11/16 by 4-11/16 by 2 1/8 in. flush device UL Listed Metallic Outlet Boxes installed with steel mud rings and plastic or steel cover plates in 1 h or 2 h fire rated gypsum board wall assemblies framed with min 5-1/2 in. deep steel studs and constructed of the materials and in the manner specified in the individual U400 or V400 Series Wall and Partition Designs in the Fire Resistance Directory. One 4-3/8 by 4-3/8 in. insert adhered to the interior back wall of the outlet box in accordance with the instructions supplied with the product. Installation to comply with the National Electrical Code (NFPA 70). A max 3/8 in. diam opening at one edge may be provided to permit access to the electrical box ground screw. Boxes may be installed within the same stud cavity, back-to-back. When back-to-back boxes are inter connected, a min 1/4 in. thickness formed plug of Putty Pad or Metacaulk 1000 shall be installed in the open end of each conduit of the box.

**Metacaulk Fire Rated Putty Pads** for use with max 4-11/16 by 4-11/16 by 2-1/8 in. flush device UL Listed Metallic Outlet Boxes installed with steel mud rings and plastic or steel cover plates in 2 h fire rated gypsum board wall assemblies framed with min 5-1/2 in. deep steel studs and constructed of the materials and in the manner specified in the individual U400 or V400 Series Wall and Partition Designs in the Fire Resistance Directory. Min 1/8 in. thick moldable putty pads are to be installed to completely cover the exterior surfaces of the outlet box including the side of the outlet box against the stud. Installation to comply with the National Electrical Code (NFPA 70). Boxes may be installed within the same stud cavity, back-to-back. When back-to-back boxes are inter connected, a min 1/4 in. thickness formed plug of Putty Pad or Metacaulk 1000 shall be installed in the open end of each conduit of the box.

**Metacaulk Fire Rated Putty Pads** for use with max 4-11/16 by 4-11/16 by 2-1/8 in. flush device UL Listed Metallic Outlet Boxes installed with steel mud rings and plastic or steel cover plates in 1 h fire rated gypsum board wall assemblies framed with min 6 in. deep wood or steel studs and constructed of the materials and in the manner specified in the individual U300, U400 or V400 Series Wall and Partition Designs in the Fire Resistance Directory. Nom 6-1/2 in. thick fiberglass insulation (Min 0.5 pcf) is to be installed within the wall cavity. Min 1/8 in. thick moldable putty pads are to be installed to completely cover the exterior surfaces of the outlet box including the side of the outlet box against the stud. Installation to comply with the National Electrical Code (NFPA 70). When back to back boxes are inter connected a 1/4 in. thickness formed plug of Putty Pad or Metacaulk 1000 in the open end of each conduit of the box.



William R. Carney, Director, North American Certification Programs  
UL LLC

Any information and documentation involving UL Mark services are provided on behalf of UL LLC (UL) or any authorized licensee of UL. For questions, please contact a local UL Customer Service Representative at [www.ul.com/contactus](http://www.ul.com/contactus)

